



# MARTIN DIVE CLUB

## News



October 2000

### So You Didn't See the Critter Your Buddy Told You About? Underwater Sign Language at Our Next Meeting!

Ever wonder what your dive buddy was trying to tell you while on that dive but had to wait till you got back on the boat to find out you missed that Sea Horse or some other aquatic animal you have never seen before? Then come to our October 10<sup>th</sup> meeting and let our guest speaker Sue Edwards fill you in on how easy it is to communicate with your dive buddy using SeaSigns.

Sue lives in Merritt Island, Florida and travels quite extensively, speaking and training about SeaSigns. She is a PADI Instructor with a specialty rating. This program is based on the American Sign Language. She will show a 15-minute video on SeaSigns and also flash cards will be demonstrated.

This program is designed to be a fun-oriented course. For more information about SeaSigns, see Gwen's article on page 3.



Come join your **MARTIN DIVE CLUB** friends at Johnny Rivers' Smokehouse restaurant on Tuesday, October 10th. As usual, the gathering will kick off at 6:30 pm with socializing, drinks, and a viewing of the Walkers Cay Shark Rodeo video.

### Martin Dive Club's New Home on the Web

So far it is the same content, but we now have our own domain name! Check it out at:

<http://www.martindiveclub.org>



*Huh?!*

*What is this guy trying to tell us?*



*What?!*

At 7 pm, Johnny's will be serving a 'Gospel Feast' dinner for our crew for \$10 per person, including tax and tip. You will be served a platter of some of our favorites: spare rib, pulled pig, 1/4 chicken, bread, cole slaw, and baked beans. Your drink orders will be handled separately; please pay your server accordingly. Drinks are at happy hour prices until 7 pm.

The Smokehouse is located at 5370 W. Colonial Drive just east of Kirkman Road on the south side of the street. Telephone: (407) 293-5803.



### Photo Contest Announcement

Submittal Deadline at this month's meeting. See Mike's column on page 8.

# Message from Our President

Dear Fellow Divers,

We had a good turn out for last month's presentation by Deputy Sam Bean of the Orange County Sheriff's Office Marine Unit concerning the Underwater Search and Recovery Dive Team. Deputy Bean went over various underwater search methodologies and reviewed the stringent safety and check-out procedures prior to and after any dive. The advantages and drawbacks of using a dry suit brought about lively discussion in the group. Deputy Bean went into specifics regarding underwater metal detection as well as underwater communication with and between submerged divers. The barbecued vittles at Johnny Rivers' were quite tasty as we dined in the midst of a tropical down-pour. Those of you not at the meeting missed a very stimulating and informative presentation. Our thanks to the Orange County Sheriff's Office for providing such a professional and dedicated representative to speak to our **CLUB**.

This month the **CLUB** welcomes Sue Edwards of SeaSigns in Melbourne with a presentation on "Underwater Sign Language". Not only will this be a valuable review of the 'standard' signals we all

use, but will also introduce additional new useful signals for meaningful underwater communications.

Following the adjournment of the regular meeting we will be holding a *Post-Meeting Clinic* this month. For those persons interested in attending, this will be a 15 - 20 minute review of the correct use of dive tables. Depending upon the level of member participation, this topic may be expanded to additional, more in-depth, *Post-Meeting Clinics*.

Remember to select the best photos of your dive-related activities for the Photo Contest. Submit entries by our October 10<sup>th</sup> meeting.

Lockheed Martin Missiles and Fire Control (Sand Lake Road) employees and their guests are invited to an Open House on Saturday, October 14th. Marie Frank is needs some volunteers to staff our membership boosting booth.

The Orlando Science Center and Central Florida Dive Operators are having a weekend of *Under the Sea Adventures on October 21 and 22*. See the article on page 8.

I look forward to seeing each of you at Johnny Rivers' on the 10<sup>th</sup>!

*Bob Grapentine*

## Your Officers and Staff

President <b>Bob Grapentine</b>	(407) 306-6914	Activity Chairperson <b>Mike McCleskey</b>	(407) 273-6655
Vice President <b>Marie Frank</b>	(407) 356-8256	Meeting Chairperson <b>Karen Streeter</b>	(407) 351-1514
Secretary <b>Joanne Rowley</b>	(407) 977-3346	Camera Chairperson <b>Mike McCleskey</b>	(407) 273-6655
Treasurer <b>Jim Streeter</b>	(407) 356-2377	Equipment Chairperson <b>Mark DuBiel</b>	(407) 356-5969
Director at Large <b>Mark DuBiel</b>	(407) 356-5969	Membership Chairperson <b>Jim Streeter</b>	(407) 356-2377
Board of Directors <b>Bob Knauer</b>	(407) 306-8097	Merchandise Chairperson <b>Karen Streeter</b>	(407) 351-1514
Board of Directors <b>Ralph Rolape</b>	(407) 306-7075	Safety Chairperson <b>Gwen Rolape</b>	(407) 306-1801
Board of Directors <b>George McGuire</b>	(407) 677-4242	Publicity Chairperson <b>Bill Paskert</b>	(407) 356-2290

# Underwater Communications

*Ever have a problem communicating with your buddy during a dive? The speaker for the Martin Dive Club October meeting will address SeaSigns, Inc. – Dive Signs for Underwater Communication – based on American Sign Language for Scuba Diving Fun and Safety.*



## Why Sign Underwater?

- **Fun** - Share underwater experiences and observations
- **Safety** - Communicate concerns and warnings
- **Speed** - Rapid means of communication
- **Inexpensive** - No costly communication equipment to buy or maintain
- **Education** - Share information about marine life on the spot



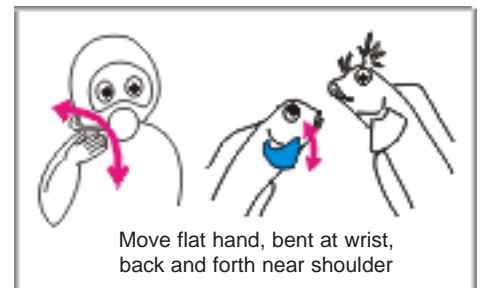
*Model signing "Wow!"*

## Why Video?

- Video clips of model signing, show sign motion, speed and direction
- Sample sections show effective usage of signs in communications
- Practice sections allow practice of sign reading skills
- Appeals to persons with all learning styles

## Why Flash Cards?

- Allows practice where VCR is not available
- Line drawings show how to make each sign
- Colorful memory aid reminds diver how to make each sign
- Short written description explains how to make each sign



*Face of Wow flashcard*

## Why Classes?

- Learn signs correctly from trained instructors
- Meet people with whom you can dive and sign
- Obtain a PADI or SSI specialty rating

## What is the basis of the Method?

- Based on *American Sign Language* (ASL), *Signed English*, and accepted diving protocol
- All signs approved by a nationally certified sign language interpreter
- Designed to be a standardized underwater signing vocabulary



*Practicing signing "Wow!"*

*Gwen Rolape*

Information for this article was obtained from [www.seasigns.com](http://www.seasigns.com) website.



*Come to Our Holiday Party!*

*We will celebrate our annual Holiday Party  
on Sunday, December 3 at Lee's Lakeside.*

*Cost is \$20 per person.*

*For reservations and more info call Marie Frank at (407) 356-8256*

*We will also have another exciting gift exchange. Each person  
should bring a wrapped gift worth around \$10 (really).*

*Suggested items: fish or critter-related, SCUBA, or gag gift.*

*Hint: Give a gift you would like to receive.*

*Our party will take place at Lee's Lakeside  
on the south side of Lake Eola in downtown Orlando.*

*This will be an entertaining and fun evening.*

*The party starts at 6:30 PM with dinner at 7:00 PM*



## Underwater Search and Recovery at Our September Meeting!

Deputy Sheriff Sam Bean of the Orange County Sheriff's Office (OSCO) Marine Unit, Underwater Search and Recovery Team (USRT) was informative and entertaining as he spoke about OCSO's underwater search and recovery operations and some of the team's equipment. Deputy Bean has 20 years in law enforcement, 15 of which have been with OCSO (of which 11 have been with the Marine Unit and Dive Team). He is one of three OCSO Dive Team Leaders. Deputy Bean is a PADI-Certified Assistant Instructor, has been diving for over 12 years, and has logged over 500 dives.



In describing what the USRT does, Sam emphasized that 'recovery' was the prime assignment. Crime evidence is often the objective - they searched a lake for a week and a half for a crowbar involved in a highly publicized local case. He described the various search patterns and techniques they use and then told us about the equipment they use. Until recently they were outfitted much like recreational divers, but now use dry suits, gloves, and full-face masks to protect them from adverse chemical or biological contaminants. The divers use Force fins because they are excellent in tight quarters and because they are easier to walk in. Their Zeagle BCs are custom built and weight integrated. They also employ metal detectors and wireless underwater communication to their support personnel on shore.

Sam told of some of the differences in diving with so much technical gear: extensive pre-dive preparation, pain-staking procedures for search, restricted movement, and long post-dive clean up. There were some humorous moments despite the serious subject matter. One was Sam's description of why the divers use weights on their ankles to prevent the dreaded head-down posture sometimes experienced with dry suits.

### CLUB Business

We introduced a guest and former member, Bill Bergner. Our Treasurer, Jim Streeter, said our balance was over \$1,700. The Photo Contest prize collection is underway. Jim Streeter, the collection coordinator, said all members are encouraged to solicit contributions from the stores and restaurants they frequent (prizes don't have to be Scuba related). Lockheed Martin Missiles and Fire Control is having an employee Open House on October 14<sup>th</sup>; and Marie Frank is coordinating a display booth and volunteers to staff it. We have a new Internet location for our web site - our own domain name ([www.martindiveclub.org](http://www.martindiveclub.org)) thanks to Mike McCleskey.

### Member's Trips

Several people described recent dive trips: Jeff Johnson dove West Palm and saw a sea turtle and a nurse shark; Chuck Brown went to Boynton Beach and brought back some great pictures of his dives, including a batfish; Joanne Rowley and Bill Paskert made several beach dives at Lauderdale-by-the-Sea and photographed a sea raven, a nurse shark, and cuttlefish (SEVEN in one photo, ink squirting included).

Last, but certainly not least, we had our famous door prize event. Our thanks to the various prize donors, and remember to mention the **MARTIN DIVE CLUB** when visiting our local dive merchants.

Winner	Prize	Donor
Torey McCleskey & Gwen Rolape	Ice Cream Gift Certificate	Marble Slab Creamery
Shelly Hayes	Waterproof Case	Divers Outlet
Dean Hayes	Gift Certificate	Hops Restaurant
Bill Paskert	Waterproof Camera	Divers Outlet
Chuck Brown	Waterproof Case	Jim Streeter
Joshua Hayes	Light Stick	Divers Outlet
Wendy McCleskey	Light Stick	Divers Outlet
Mike Frank	Luggage Tag	DAN

In the **MDC** Monthly Raffle, Mike Frank won a bottle of 'special vintage' **MDC** wine and Sam Bean, our speaker, won some free movie tickets.

# Walkers Cay Shark Rodeo!

A few of us had the adventure of a lifetime at Walkers Cay September 14-17<sup>th</sup>, the famous **Shark Rodeo**.

Members Chuck Brown, Phil Hampton, Mike and Wendy McCleskey, Joanne Rowley and myself ‘buddy’ d’ up with new (and old) friends Ray and Gail Ramirez, Shawn Gratz, Jim and Marlys Brooks for a great weekend of diving, loafing, and celebrating Mike’s 40<sup>th</sup> birthday. We flew over in a small, two-engine prop plane with a 50-pound-per-person limit on checked luggage (scary, huh?). Our concerns proved unjustified, we all made it.



Now, let’s get to the point of diving at Walkers Cay, the Shark Rodeo (I think we’ve all got the T-shirts). This is an experience like no other: diving in open water with over 50 (maybe 100?) 4- to 8-foot Blacktip and Caribbean Reef sharks swimming around and nibbling on a ‘chumsicle,’ a frozen block of fish parts. The stage is set when the crew calls the sharks by circling the boat and revving the engine, then you see the clear water below teeming with large sharks. That’s when the divemaster says, “Jump in!”

After dropping the divers in the water to kneel on the sand at 35 feet, the boat circled and then dropped the chumsicle to about 15 foot depth about 40 feet from the divers. The swirl of fish (the sharks had to compete with

hundreds of yellow tails, a few large grouper, and a large nurse shark) was a little intimidating at first, but after a few minutes, we were off the bottom and swimming among them. Soon, we had sharks swimming over, under, in-front, and behind us, without causing anyone the slightest panic (I think). The sharp-eyed among us even found some freshly loosened shark’s teeth on the bottom under where the chumsicle was.



*Mike’s unofficial seaisign; “Fins to the left, fins to the right, and you’re the only bait in town”*

We were joined by some of Mike’s friends and business associates who arrived in a small, private plane. Too bad their pilot is an ex-F-16 Air Force veteran, a Navy pilot might have been more accustomed to the very short runway that forms half the length of the island.



*Joanne staring down one of big boys!*



*The international terminal at Walkers Cay Airport*

Our divemaster, Barry Albury, was charming, conscientious, safety conscious, and a lot of fun. He also shot a great video of us with the sharks that you have to see to believe. Ask one of us to view a copy. The marina and dive operations manager, Gary Adkison, gave a shark awareness specialty class after the Shark Rodeo (wished it was *before*) that taught us a few behaviours to employ in the presence of sharks: 1) Don't panic [duh!?!], 2) Don't move or fin rapidly [erratic movements are prey-like], 3) Be 'vertical' [prey are horizontal], and 4) Don't flee [that's what prey do].



We enjoyed the accommodations: great air conditioners in clean, plain rooms; excellent food in the 'Conch Pearl' formal dining room and the 'Lobster Shack' marina restaurant; and the laid-back, open-air bar just off the freshwater swimming pool. The staff were cheerful and often went out of their way to help us. And, whenever things calmed down, Ray jumped in to liven-up the party. He even charmed the restaurant staff into letting him help out serving our table.

I think we'll all remember Mike's 40<sup>th</sup> birthday for a long, long time.

*Bill Paskert*



*Barry, Joanne, and Gary with some local color*



*Shawn, Mike, Bill, Joanne, Phil, Marlys, Chuck, Wendy, Ray, Gail, and Jim*

## Safety Chairperson

### The Ultimate Buoyancy Check

Are you diving with too much lead? Too little? Never guesstimate again: Use this test to fine-tune your buoyancy for perfect neutrality.

#### Step 1 – Estimate the Weight You’ll Need

Based upon the equipment you’re wearing and your body weight, put on enough lead so that you float at eye level while holding a full breath with no air in your BC and without using your arms or fins. An exhale should cause you to sink.

Exposure protection is the primary variable here. Divers with very little wetsuit protection will require less weight and undergo fewer buoyancy changes during the dive than those wearing a full wetsuit or a dry suit.

Another variable is the tank you’re using and the weight of the air inside it. As they’re emptied, most tanks will add between five and eight pounds of buoyancy. You must start out neutrally buoyant with full lungs or slightly negatively buoyant or you’ll be unable to make a safety stop at the end of a dive without popping to the surface.

#### Step 2 – Monitor Your Buoyancy

During your dive, note whether you were overweighted or underweighted. Did you have to



From Rodale’s *Scuba Diving*, June 26, 2000

### How to Wash Your Gear

- **Rinse it.** Rinse thoroughly and air dry, preferably out of direct sunlight. Don’t let your gear get too hot.
- **Brush it.** Use a soft brush, like a toothbrush, to scrub sand out of zippers and velcro.
- **Zip it.** Work the zippers on your gear while soaking.
- **Freshen it.** To deodorize, use a wetsuit shampoo, or add baking soda to the wash water.

For a comprehensive guide to keeping your gear in tip-top shape, read “Save Your Gear—Maintenance Guide” in Rodale’s online Gear Buyer’s Guide.

<http://www.scubadiving.com/feature/tipoday/>

kick to stay down at depth? Or did you have to inflate your BC more than halfway to keep from sinking? Because of the change in tank buoyancy, it is better to be slightly overweighted at the beginning of the dive and use your BC to maintain buoyancy. Remember to vent air from your BC as your pressure drops and the cylinder becomes more buoyant.

#### Step 3 – Perform the Ultimate Buoyancy Check

Because of the importance of slow, controlled ascents and safety stops, you must be able to maintain neutral buoyancy at the end of a dive, when your tank pressure is low and you’re approaching the surface to perform a safety stop. That’s why the best time to check your buoyancy is at the end of a dive. Once you’ve breathed the tank down to 500 psi, ascend to between 10 and 15 feet and vent all remaining air from your BC. If your buoyancy is correct, you’ll be neutral, so when you inhale you tend to rise and when you exhale you tend to sink.

Depending upon the results of this test, either add or subtract weight before your next dive. At the end of your next dive, double-check your buoyancy.

*Gwen Rolape*

Information for this article was obtained from *Rodale’s Scuba Diving*, July 1997



### Under the Sea Adventures

Orlando Science Center and the Central Florida Dive Operators Present a Weekend of Marine Excitement, October 21 and 22

Guests can see the film *Dolphins* and meet one of its stars, Alejandro Acevedo-Gutierrez; explore hundreds of hands-on interactive exhibits; and meet television stars from “Extreme Contact.” Alejandro, a marine biologist and principal *Dolphins* film character, will present his latest research and the making of the film. World-class free divers, Meghan Heany-Grier, Mark Rackley, and Manny Puig of the Animal Planet cable channel’s “Extreme Contact” will be on hand to meet the guests.

Discount coupons are available from participating area dive operators. Contact the Orlando Science Center at (407) 514-2000 for more information.

## Camera Chairperson

### Photo Contest Deadline at October Meeting

Tuesday, October 10<sup>th</sup>, will mark the deadline for entries into **MDC's** annual photo contest. See the box at right for rules and categories.


This is one of the biggest and potentially most lucrative events of our **CLUB** year. Last year we handed out over \$1500.00 worth of prize material graciously donated by our supporters;

and everyone who entered won something! As you can see, there are categories for everyone from the experienced underwater photographers, to above water photos, to casual snapshots, to first time entries.

So dust off those photo albums and pick your entries!! Bring them along to the meeting or contact me at (407) 808-6453 to make other arrangements.

Results will be presented and prizes awarded at the November 14<sup>th</sup> meeting.

*Mike McCleskey*  
Camera Guy



### Contest Rules

All contestants must be **CLUB** members in good standing as of the date of entry. Winners will be announced at the November **CLUB** meeting. Photos may be entered in the following categories:

Separate Print and Slide Categories:

- Underwater, normal or wide angle
- Underwater, close-up and macro

Combined Print and Slide Categories:

- Underwater, fixed-focus (Ikelite AquaShot or similar)
- Most unusual, unique subject matter
- First-time entry
- Above water, dive-related
- Most likely to embarrass
- Most interesting, having absolutely nothing to do with diving (the photo must include a **CLUB** member).

**Entries must be submitted no later than the October **CLUB** meeting on the 10th.**

#### Fine Print

A photo may be entered in only one category. Each contestant is limited to two photos per category, six photos for the contest. Any category with a single contestant will be eliminated. Photos must have been shot since September 30, 1999, by the contestant.

#### Format Limitations:

- Photos must be no larger than 5 by 7 inches, unmatted and unframed.
- The contestant's name must not appear on the picture or slide.
- Photos may have titles.
- Photos will be returned the night of the awards.
- The decision of the judges is final.

#### Check Out the Online Version of the **MDC** News

For all of you with Internet connections, we publish this newsletter on the World Wide Web. You can view it if you have an Internet connection and a current Web browser. See it on our **CLUB** home page at:

<http://www.martindiveclub.org/mdchome.html>

or behind the Lockheed Martin firewall at:

<http://wwwmis.orl.lmco.com:2424/mdc/mdchome.html>

Bookmark this site for current **MDC** and general SCUBA news.

#### Editors Corner

Thanks for all your help. You've been great at getting articles to me by the 15th of the month. Please get them to me in one of the following ways:

- Call me at (407) 356-2290 and sneaker-net your text and graphics on disk to me at MP 031
- E-mail at work: [william.paskert@lmco.com](mailto:william.paskert@lmco.com) or at home: [wpaskert@cfl.rr.com](mailto:wpaskert@cfl.rr.com)
- Fax - work: (407) 356-4632; home: (407) 678-5311 (please call before sending).

# Blue Dolphin Dive Club 8th Annual “Road Kill Roast and DAN Benefit Auction”

## Saturday, November 18<sup>th</sup> 2000

A Saturday in the park, great Bar-B-Que and fixin’s plus your chance to pick up some great deals in diving equipment, dive trips or maybe that something special you have been wanting to sell also! Always looking for something to spend those Christmas dollars on? This could be it! The Road Kill Roast and DAN Benefit Auction has been an annual event for BDDC members, friends, and family to bid on items to benefit Diver’s Alert Network (DAN). Lunch will be served at 11:30 am; then the auction will begin shortly there after at 1:00 pm. So plan ahead to be on time for it! Bids will be detailed at the time the item is presented.

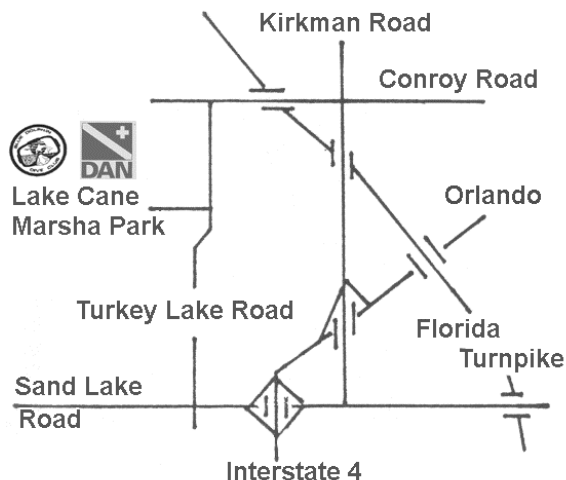
### Where Is It, and How Do I Get There?

Lake Cane Marsha Park is the place you want to be! Please refer to map for location...

If you are driving I-4 east from Disney, exit at Sandlake Road (make a left to go under the overpass), then make a right on Turkey Lake Road. Drive past Universal Studios. Lake Cane Marsha Park will be on your left just before Conroy Windermere Road.

If you are driving I-4 west from Orlando, exit at Kirkman Road (heading towards Universal Studios), then make a left on Conroy Windermere Road, then a left on Turkey Lake Road. Lake Cane Marsha Park will be on your right.

**Please note: This is a county park; therefore, alcoholic beverages are not permitted. Thank you!**



**MARTIN DIVE CLUB**  
MP 6  
4021 Seabridge Drive  
Orlando FL 32839

## Upcoming Events

- October 10 - Meeting: SeaSigns, Sue Edwards
- October 10 - Photo Contest Entries Due
- October 14 - Missiles and Fire Control Open House
- October 21-22 - Orlando Science Center Under the Sea Scuba Days
- October 27-29 - Trip, Fantasy Fest - Mike McCleskey
- November 14 - Meeting, Photo Contest Results
- November 18 - Road Kill Roast DAN Benefit
- December 3 - Holiday Party, Lee's Lakeside